

FOREST BROOK

INTERNATIONAL SCHOOL, DESURI

SESSION 2026-27











- NATURE TRAIL
- SUMMER ADVENTURE
- CAMPING

SUMMER VACATION ASSIGNMENT

STUDENT'S NAME: _____
CLASS / SEC: _____
ROLL NO: _____

SUMMER VACATION NOTICE

HAPPY HOLIDAYS!

-  **1. HOLIDAYS HOMEWORK** for all subjects should be done in a **SEPARATE NOTEBOOK** (Keep it neat and clean!) 
-  **2. THE SCHOOL WILL REMAIN CLOSED** on 15.05.26 and **SUMMER BREAK** will commence from comened from 15.05.26 to 20.06.26 
-  **3. THE SCHOOL WILL REOPEN** on 21.06.26 as per usual time. (As per Govt. Order) 
-  **4. ALL THE ASSIGNMENTS** are to be submitted on 22.06.26. 
-  **5. DAILY ONE PAGE HINDI & ENGLISH CURSIVE WRITING** should be done in a **SEPARATE NOTEBOOK** (Practice beautifully!) 



All About Me

- Hello everyone, my name's _____
- I'm _____ years old.
- My hometown is _____
- My birthday is on _____
- I'm a student at _____
- My favorite color is _____
- There are _____ people in my family.
- My father is a _____
- My mother is a _____
- In the future I want to be a _____
- My favorite sport is _____
- My hobbies are _____
- My favorite food is _____
- My favorite drink is _____
- My favorite book is _____
- My favorite movie is _____

Subject – E.V.S.

(Take a printout of the given photos and solve them.)

Q.1 Observe the given picture and fill in the blanks with the correct word. (Help box is given below)

Let's name the body parts!

Forehead Mouth Ear Arm Eyebrow
Nose Chest Leg Foot Knee
Hand Eye Hair

Q 1. Write True or False-

1. I have ten toes.

2. I hear the bell with my eyes.

3. I have two hands and two feet.

4. My arms and legs help me to skip.

5. I write with my legs.

Q 2. Name any two-

1). Body parts

2). Actions done by legs

3). Body parts that are one in number





My Body: Practice body parts names.

thigh

knee

ankle

foot

toes

hand

thumb

Subject – English
(Take a printout of the given photos and solve them.)



WORKSHEET WORLD

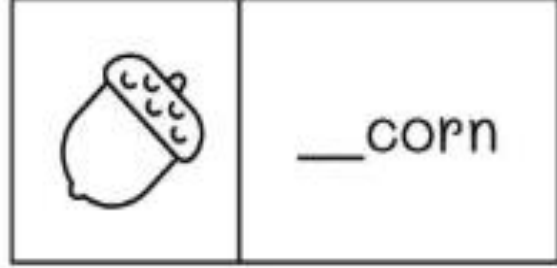
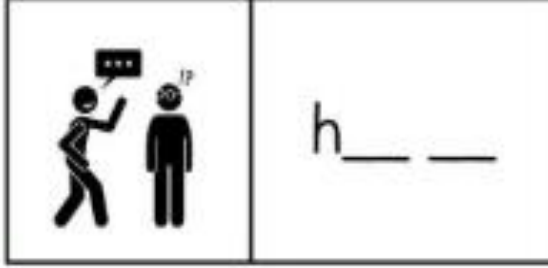
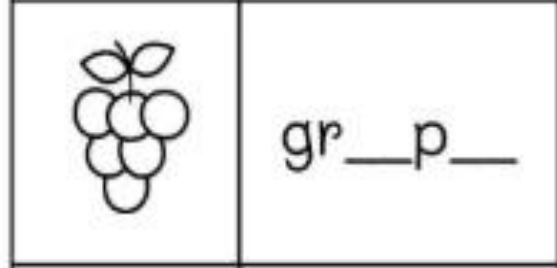
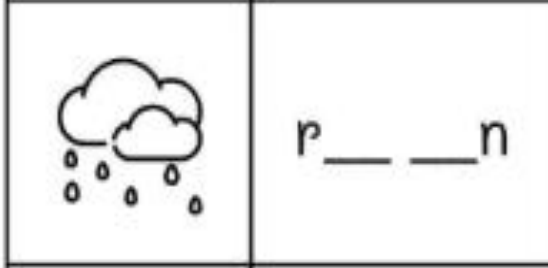
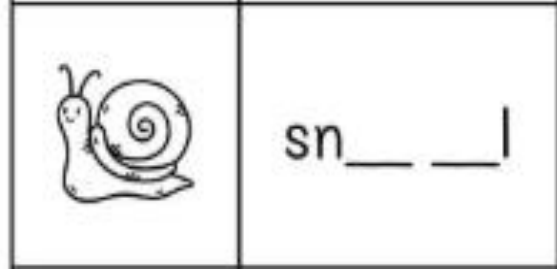
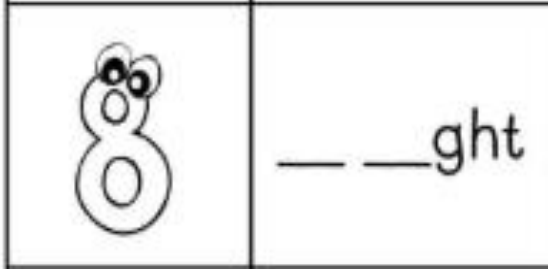
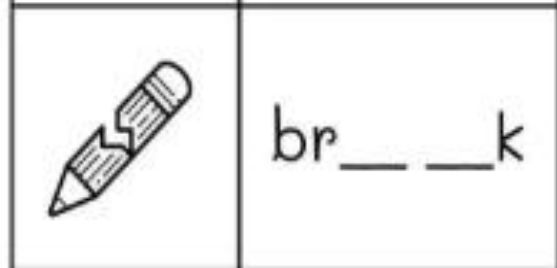


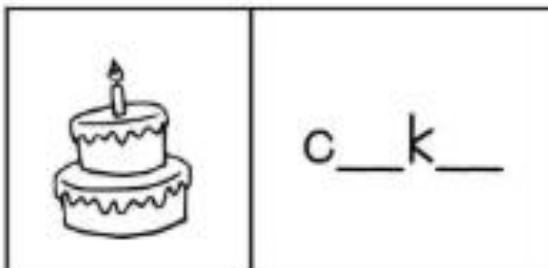
Long Vowel Sounds Worksheets



Name : _____

Class : _____

Instruction : Complete the words below using the letters in the bubbles.





Name : _____

Class : _____

LONG I AND SHORT I

When a vowel sounds like its name, it's a long vowel. If a vowel does not sound like its name, it's a short vowel.

Examples:





pine

long i short i

pick

long i short i

Directions: Say the name of the picture in each box and circle the correct vowel sound you heard.

<p>1</p>  <p>pig</p> <p>long i short i</p>	<p>2</p>  <p>ice cream</p> <p>long i short i</p>
<p>3</p>  <p>gift</p> <p>long i short i</p>	<p>4</p>  <p>pie</p> <p>long i short i</p>
<p>5</p>  <p>fire</p> <p>long i short i</p>	<p>6</p>  <p>lips</p> <p>long i short i</p>
<p>7</p>  <p>diamond</p> <p>long i short i</p>	<p>8</p>  <p>pillow</p> <p>long i short i</p>

Name _____

First and Last Name Practice

Directions: Practice writing your first and last name below.



My first name is:

My last name is:

Use a pen to write your first and last name:

Use a crayon to write your first and last name:

Use a marker to write your first and last name:

Rainbow write your first and last name:

How many letters are in your first name? _____

How many letters are in your last name? _____

How many letters altogether? _____



Subject – Hindi
(Take a printout of the given photos and solve them.)

‘परमवीर चक्र’

Start time: ____:

तुमने दंतकथाओं में वीरों की शूरता के बहुत से किस्से सुने होंगे। हमारी सुरक्षा के लिए प्राणों का बलिदान करनेवाले सैनिक आज भी हमारे देश में हैं। इस वीरता के लिए उन्हें पुरस्कार प्रदान कर सम्मानित किया जाता है। भारतीय सेना का सर्वोच्च अलंकरण ‘परमवीर चक्र’ है।

et
Education
Exploring Best ways to learn, teach and grow

SPEED 1.0

DAY - 10

Date: ___/___/___

Practice : Writing sentences

Trace carefully and write again.

Start time: ___:___

फूलों से नित हँसना सीखो,

भौरों से नित गाना ।

Alphabet

फल से लदी डालियों से,

नित सीखो शीश झुकाना ।

स्वर

अक्षर लिखें-

अ आ इ

ई उ ऊ

ऋ ए ऐ

ओ औ अं

अः

स्वर और व्यंजन को छोटकर लिखिए-

औ

क

झ

ज

इ

फ

न

उ

ल

र

ऐ

म

भ

ध

अ

स्वर

Blank handwriting lines for the vowel 'औ'.

Blank handwriting lines for the vowel 'क'.

Blank handwriting lines for the vowel 'झ'.

व्यंजन

Blank handwriting lines for the consonant 'ज'.

Blank handwriting lines for the consonant 'इ'.

Blank handwriting lines for the consonant 'फ'.

Blank handwriting lines for the consonant 'न'.

Blank handwriting lines for the consonant 'उ'.

Blank handwriting lines for the consonant 'ल'.

Subject – Math
(Take a printout of the given photos and solve them.)



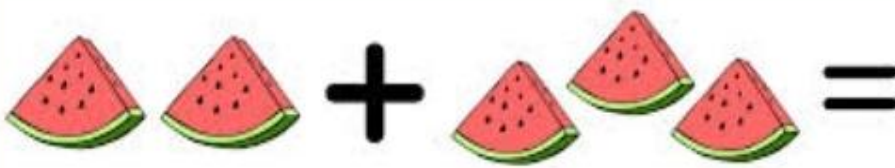
Summer Addition



Name: _____

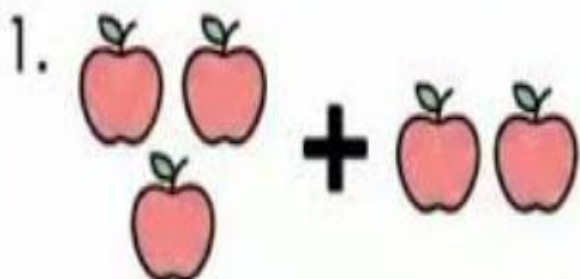
Date: _____

Add the objects in each box and
write your answer after the equal (=) sign.



Fun Addition Practice (Within 10)

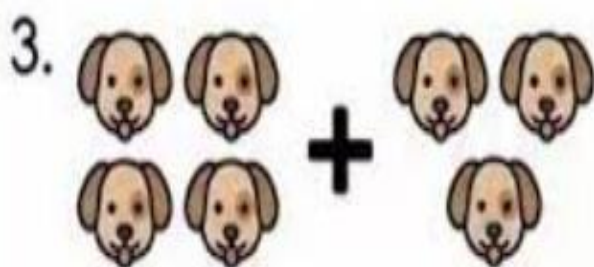
Perfect for Preschool & Kindergarten



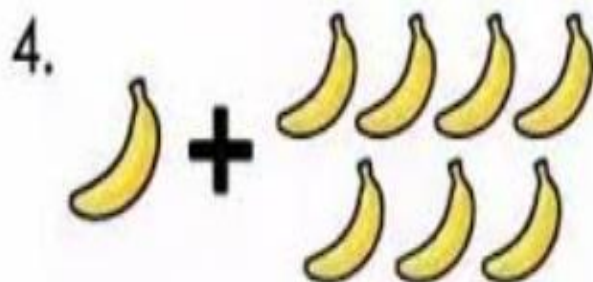
$$3 + 2 = \square$$




$$2 + 4 = \square$$



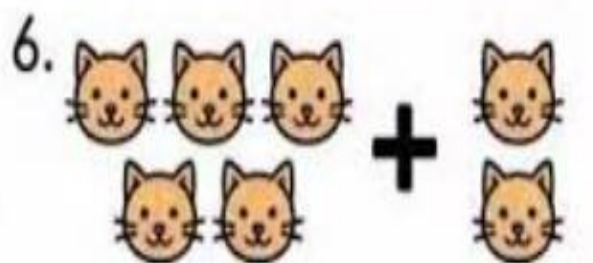
$$4 + 3 = \square$$



$$1 + 5 = \square$$



$$3 + 3 = \square$$

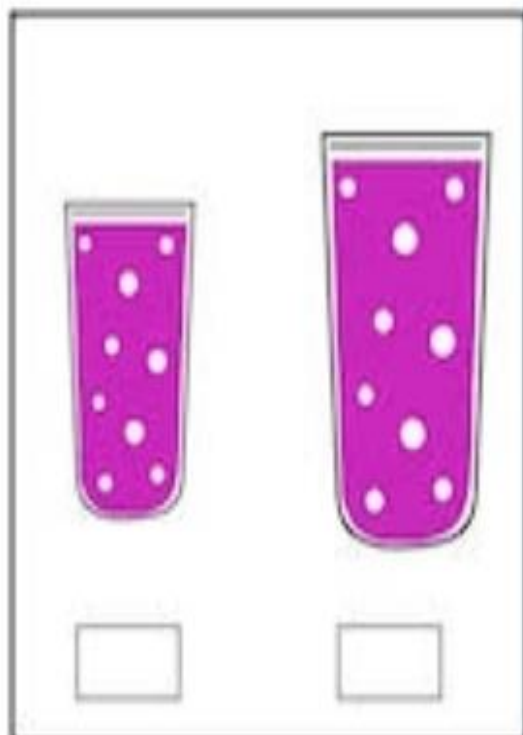


$$5 + 2 = \square$$

Pre mathematics **CONCEPTS**

Big - Small



Look at the pictures in each box and tick the smaller one





Adding & Subtracting with Pictures

Add or subtract the objects to get the result



1

	+		=	
---	---	--	---	--



2


	-		=	
--	---	---	---	--

3

	+		=	
---	---	--	---	--

4









	-		=	
---	---	--	---	--



Pre mathematics **CONCEPTS**


Empty - Full



Write **F** under the items which are full and write **E** under the items which are empty.


		
<input type="checkbox"/>	<input type="checkbox"/>	<input type="checkbox"/>
		<input type="checkbox"/>
<input type="checkbox"/>	<input type="checkbox"/>	<input type="checkbox"/>
		
<input type="checkbox"/>	<input type="checkbox"/>	<input type="checkbox"/>

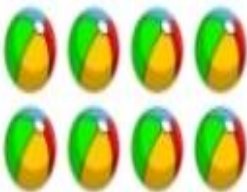

Add and Subtract


 $2 + 1 = 3$



$3 - 1 = 2$ 

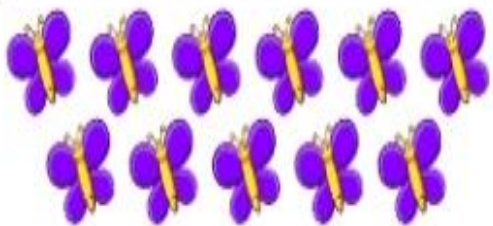
 
 $7 + 6 =$




 $9 - 5 =$


 
 $8 + 4 =$


 $13 - 8 =$

 
 $9 + 3 =$

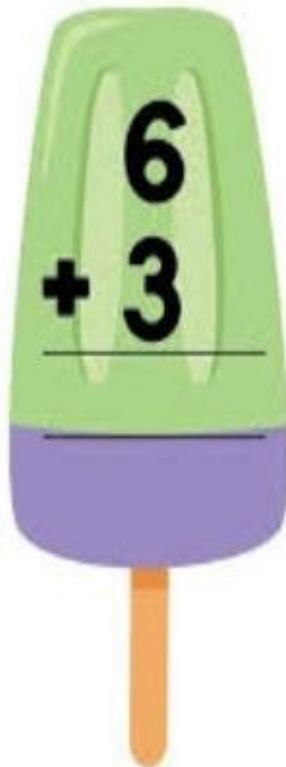

 $11 - 7 =$

 
 $5 + 5 =$


 $8 - 2 =$

Addition Worksheets

Popsicle Addition






MATHS DIARY 2011

Pre mathematics **CONCEPTS**

Light - Heavy

Look at the pictures in each box and tick the heavier one.




Subject – Computer
(Take a printout of the given photos and solve them.)

Name _____ Computer Parts

Computer Parts

DIRECTIONS: Cut and paste to label the computer parts.



printer
CPU

keyboard
mouse

monitor

With the help of your parents, practice the alphabet letter by connecting all the dots to see what you get.
Write the word under the picture and color it.

